

NAPA

Interior ADA Fabric Sconce

GENERAL SPECIFICATION

Shade: Standard white fabric shade. Custom shapes, sizes, and colors available.


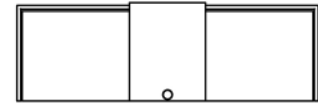
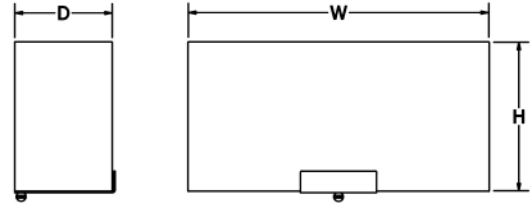
Lamping: Standard lamping packages offer long lamp life, high power factor energy efficient electronic driver. 0-10v dimming standard.

Acrylic: UL-94 HB Flame Class rated. Standard white opal top and bottom lens.

Standard Finish: Highly durable oven cured no VOC premium powder coat.

Custom: Contact factory for custom lengths and lamping.

LED: Driver mounted in 4" square x 2 1/8" deep junction box:
Steel City #52171 or equivalent (supplied by others)



Shade



SAMPLE CATALOG NUMBER:

GL-4710-

B-

W-

NSN-

A

MODEL NO.	LAMPING	SHADE	FINISH	OPTION(S)
GL-4710 W in 13" mm 330 H in 6" mm 150 4lbs 1.8kg D in 3 3/4" mm 95	A. 14LED30 B. 14LED35 C. 14LED40	Standard: W White Optional: C Cream R Red BL Blue O Olive S Stone Washable: WW White WC Cream WT Tan WB Brown	Standard: Powder Coat Specify code from G-Lighting color chart Premium: SA - Satin Aluminum	A. No Options EL. Emergency LED Must be remotely mounted in a controlled environment with an area temperature range of 32°-131°F. LED only. TD. Triac/ELV Dimming

All dimensions are nominal.

Lamp Definition

Lamp	LED	Kelvin	CRI	Rated Life Hrs	Delivered Lumens
14LED30	14W	3000	80	50000	1300
14LED35	14W	3500	80	50000	1300
14LED40	14W	4000	80	50000	1300