

ORBIS & ORBIS II

Hanger Guide


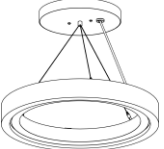
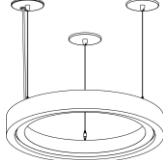
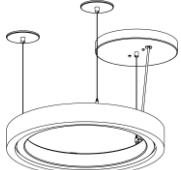
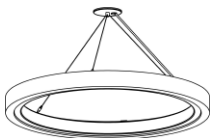
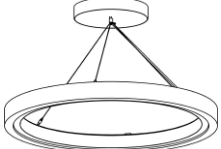
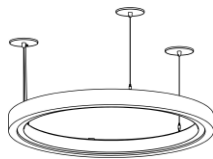
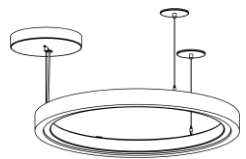
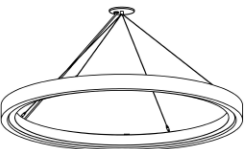
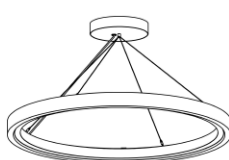
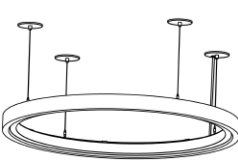
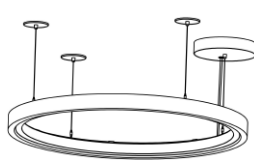

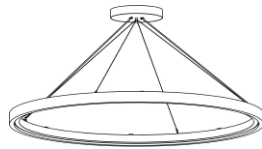
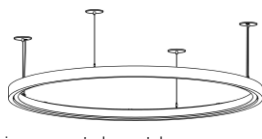
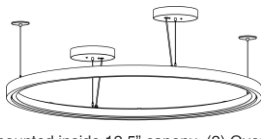
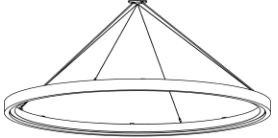
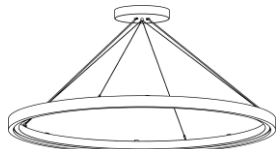
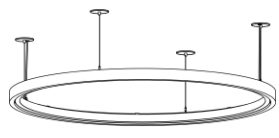
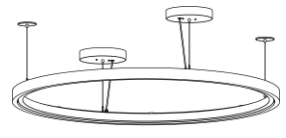
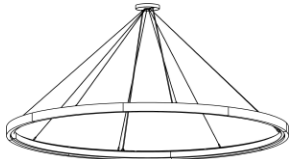
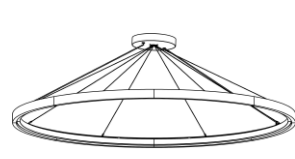
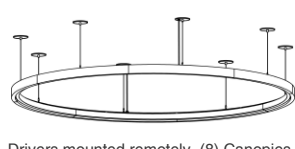
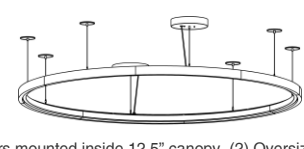
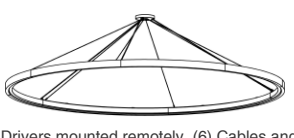
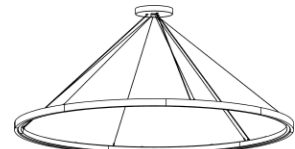
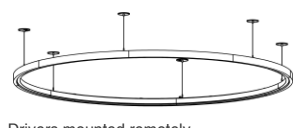
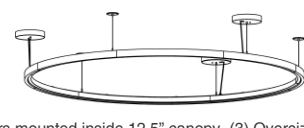


9777 Reavis Park Drive
St. Louis, MO 63123
800.331.2425 or 314.631.6000

sales@glighting.com www.glighting.com

Canopy: Max remote driver installation distance: White - 25ft from fixture body, RGB - 45ft from fixture body

HANGER

	1. Cable (Standard)	2. Oversized	3. Vertical Remote Canopy	4. Vertical Integral Canopy
GL-2720 GL-2725 GL-2790 GL-2795 Body Diameter 24in	 <p>Driver mounted remotely. (3) Cables & (1) power cord per fixture.</p>	 <p>Drivers mounted inside 12.5" canopy.</p>	 <p>Drivers mounted remotely. (3) Canopies total. (1) Power feed canopy.</p>	 <p>Drivers mounted inside 12.5" canopy. (1) Oversized canopy per fixture. (3) Canopies total. (1) Power feed point.</p>
GL-2736 GL-2738 GL-2791 GL-2796 Body Diameter 36in	 <p>(1) Drivers mounted remotely. (3) Cables and (1) power cord per fixture.</p>	 <p>Drivers mounted inside 12.5" canopy.</p>	 <p>Drivers mounted remotely. (3) Canopies total. (1) Power feed canopy.</p>	 <p>Drivers mounted inside 12.5" canopy. (1) Oversized canopy per fixture. (3) Canopies total. (1) Power feed point.</p>
GL-2721 GL-2726 GL-2792 GL-2797 Body Diameter 48in	 <p>Drivers mounted remotely. (4) Cables & (1) power cord per fixture.</p>	 <p>Drivers mounted inside 12.5" canopy.</p>	 <p>Drivers mounted remotely. (4) Canopies total. (1) Power feed canopy.</p>	 <p>Drivers mounted inside 12.5" canopy. (1) Oversized canopy per fixture. (4) Canopies total. (1) Power feed point.</p>
GL-2737 GL-2739 GL-2793 GL-2798 Body Diameter 60in	 <p>(2) Drivers mounted remotely. (4) Cables and (2) power cords per fixture.</p>	 <p>Drivers mounted inside 14.75" canopy.</p>	 <p>Drivers mounted remotely. (4) Canopies total. (2) Power feed canopies.</p>	 <p>Drivers mounted inside 12.5" canopy. (2) Oversized canopies per fixture. (4) Canopies total. (2) Power feed points.</p>
GL-2722 GL-2727 GL-2794 GL-2799 Body Diameter 72in	 <p>(2) Drivers mounted remotely. (4) Cables and (2) power cords per fixture.</p>	 <p>Drivers mounted inside 14.75" canopy.</p>	 <p>Drivers mounted remotely. (4) Canopies total. (2) Power feed canopies.</p>	 <p>Drivers mounted inside 12.5" canopy. (2) Oversized canopies per fixture. (4) Canopies total. (2) Power feed points.</p>
GL-2723 GL-2728 Fixture Built in Four Segments Body Diameter 96in	 <p>Drivers mounted remotely. (8) Cables and (2) power cords per fixture. Fixture shipped in segments. On-site assembly required.</p>	 <p>Drivers mounted inside oversized canopy. GL-2721 14.75" dia canopy. Fixture shipped in segments. On-site assembly required.</p>	 <p>Drivers mounted remotely. (8) Canopies total. Fixture shipped in segments. On-site assembly required. (2) Power feed canopies.</p>	 <p>Drivers mounted inside 12.5" canopy. (2) Oversized canopies per fixture. (8) Canopies total. Fixture shipped in segments. On-site assembly required. (2) Power feed points.</p>
GL-2724 GL-2729 Fixture Built in Three Segments Body Diameter 120in	 <p>Drivers mounted remotely. (6) Cables and (3) power cords per fixture. Fixture shipped in segments. On-site assembly required.</p>	 <p>Drivers mounted inside oversized canopy. GL-2721 16" dia canopy. Fixture shipped in segments. On-site assembly required.</p>	 <p>Drivers mounted remotely. (6) Canopies total. Fixture shipped in segments. On-site assembly required. (3) Power feed canopies.</p>	 <p>Drivers mounted inside 12.5" canopy. (3) Oversized canopies per fixture. (6) Canopies total. Fixture shipped in segments. On-site assembly required. (3) Power feed points.</p>