

# FRONTIER II TUNABLE WHITE

## Closed Acrylic Interior Surface Mount



9777 Reavis Park Drive

St. Louis, MO 63123

800.331.2425 or 314.631.6000

sales@glighting.com www.glighting.com

### GENERAL SPECIFICATION

**Tunable White:** LED option (TW) features tunable white technology that adjusts from 6500K-2700K. For proper control, fixture needs two 0-10V dimming controls.

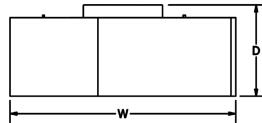
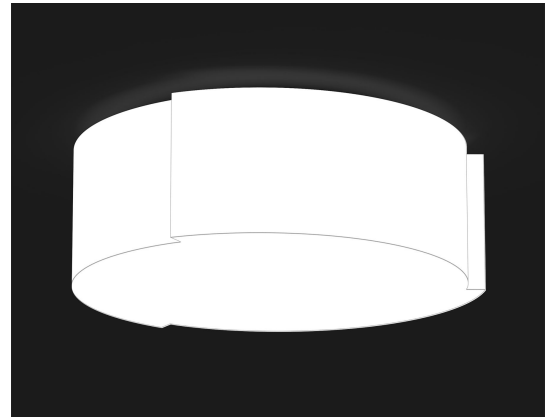
**LED Tuning:** CCT tunable using 0-10V wall control. TRIAC, DALI, or DMX available upon request.

**LED Dimming:** Intensity adjustable using 1% 0-10V wall control. TRIAC, DALI, or DMX available upon request.

**Acrylic:** One-piece acrylic lens. Standard top and bottom satin white with all acrylic options.

**Finish:** Highly durable oven cured no VOC premium powder coat. Fixture textured white.


**Surge Protection:** External surge protector provided as standard.




SAMPLE CATALOG NUMBER:				TW5-	S-	A-
GL-3507-				LAMPING	ACRYLIC	OPTIONS
<b>GL-3507</b>	W in 24"	mm 660		<b>TW5</b>	<b>Standard:</b> <b>S</b> Satin White  <b>Optional:</b> <b>WL</b> White Linen <b>JT</b> Jute Linen  Acrylic is UL-94 HB Flame Class rated.	<b>A.</b> No Options <b>EL.</b> Emergency LED Remote mount up to 10' from light source in controlled environment with an area temperature range of 32°-131°F. Specify 120 or 277 voltage.
	8lbs D in 9 3/4"	mm 250				
Fixture Painted Textured White						
<b>GL-3508</b>	W in 30"	mm 950				
	12lbs D in 11 3/4"	mm 300				
Fixture Painted Textured White						

All Dimensions are nominal.


### Acrylic Lens



Satin White



White Linen



Jute Linen

Standard white satin bottom diffuser with all acrylic options.

### Light Source Definition

Code	Total Wattage	Delivered Lumens	Kelvin
TW5	72	7467	2700-6500

Universal Voltage unless otherwise specified.