

DISPATCH - High Output

Schoolhouse Interior Surface Mount

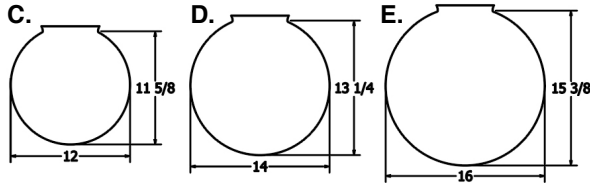

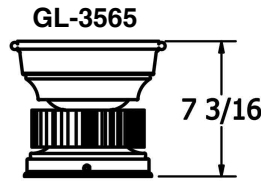


9777 Reavis Park Drive
St. Louis, MO 63123
800.331.2425 or 314.631.6000

sales@glighting.com www.glighting.com

GENERAL SPECIFICATION

- LED:** High efficiency LEDs are field serviceable.
- Heatsink:** Only available in black anodized.
- LED Dimming:** Standard 0-10V dimming. TRIAC, DALI, or DMX available upon request.
- Body:** 18ga steel or .050 aluminum glass fitter.
- Glass:** White opal diffuser hand blown in the USA.
- Modifications:** Consult factory for lamping options.
- Finish:** Highly durable oven cured no VOC premium powder coat.
- Surge Protection:** External surge protector provided as standard.



SAMPLE CATALOG NUMBER: GL-3565-				
MODEL NO.	AA5-	D-	NSN-	A-
MODEL NO.	LAMPING	GLASS	FINISH	OPTION(S)
GL-3565 Driver mounted inside canopy	AA0. 1LED30L AA5. 1LED35L AA4. 1LED40L BB0. 1LED30M BB5. 1LED35M BB4. 1LED40M	6" Fitter: C. 12" x 11 5/8" D. 14" x 13 1/4" E. 16" x 15 3/8"	Standard: Powder Coat BLK- Black BL- Blue GR- Gray LG- Light Gray BE- Beige PAB- Antique Brass PA- Painted Aluminum PTC- Painted Copper WH- White DBZ- Dark Bronze NSN- New Satin Nickel BRN- Brown RD- Red CH- Champagne RG- Reed Green SG- Sungold GM- Gun Metal POR- Oil Rubbed Bronze PG- Pine Green DO- Deep Orange PV- Purple Violet NB- Navy Blue Textured Powder TLV- Light Verdigris TWH- Textured White TBL- Textured Black TS- Textured Silver TBZ- Textured Bronze TST- Stone Premium: SA- Satin Aluminum	A. No Options B. Damp Location Available in powder coat or Satin Aluminum finish. EL. Emergency LED Remote mount up to 10' from light source in controlled environment with an area temperature range of 32°-131°F. LED only. Specify 120 or 277 voltage. IEL. Integral Emergency LED Integrally mounted emergency driver.

All dimensions are nominal.

Light Source Definition

Code	LED	Total Wattage	Delivered Lumens	Kelvin	CRI
AA0	1LED30L	34	3520	3000	80
AA5	1LED35L	34	3520	3500	80
AA4	1LED40L	34	3520	4000	80
BB0	1LED30M	48	4567	3000	80
BB5	1LED35M	48	4567	3500	80
BB4	1LED40M	48	4567	4000	80

Universal Voltage unless otherwise specified.