

# TAHOE II TUNABLE WHITE

## Interior Square Semi-Surface Mount



9777 Reavis Park Drive  
St. Louis, MO 63123  
800.331.2425 or 314.631.6000

sales@glighting.com www.glighting.com

### GENERAL SPECIFICATION

**Tunable White:** LED option (TW) features tunable white technology that adjusts from 6500K-2700K. For proper control, fixture needs two 0-10V dimming controls.

**LED Tuning:** CCT tunable using 0-10V wall control. TRIAC, DALI, or DMX available upon request.


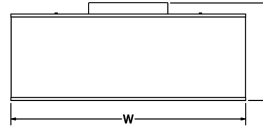
**LED Dimming:** Intensity adjustable using 1% 0-10V wall control. TRIAC, DALI, or DMX available upon request.

**Shade:** Standard white fabric shade with integral satin white diffuser. Custom shapes, sizes, and colors available.

**Finish:** Highly durable oven cured no VOC premium powder coat.

**Surge Protection:** External surge protector provided as standard.


Standard textured white finish



SAMPLE CATALOG NUMBER: GL-3732-			TW5-	W-	A
MODEL NO.			LAMPING	SHADE	OPTIONS
<b>GL-3732</b>	W in 24" 15lbs 7kg	D in 11.5" mm 295	TW5	W White C Cream BL Blue BK Black S Stone R Red	<b>A.</b> No Options <b>EL.</b> Emergency LED Must be remotely mounted in a controlled environment with an area temperature range of 32°-131°F. LED only. Specify 120 or 277 voltage.
<b>GL-3733</b>	W in 30" 18lbs 8kg	D in 12.5" mm 320	TW5	Washable: WW White WC Cream WLG Lt Gray WGR Gray WBK Black WR Red WBL Blue	
<b>GL-3734</b>	W in 36" 20lbs 9kg	D in 13.5" mm 340	TW8		
<b>GL-3735</b>	W in 48" 25lbs 11.5kg	D in 15.5" mm 395	TW8		

All Dimensions are nominal.

### Shade



### Light Source Definition

Code	Total Wattage	Delivered Lumens	Kelvin
TW5	72	7736	3500-1800
TW8	114	12248	3500-1800

Universal Voltage unless otherwise specified.