

HALLIARD

Indoor ADA Sconce




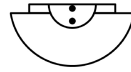


9777 Reavis Park Drive
St. Louis, MO 63123
800.331.2425 or 314.631.6000

sales@glighting.com www.glighting.com

GENERAL SPECIFICATION

- LED:** High efficiency mid-power LEDs.
- LED Dimming:** 1% 0-10V dimming standard.
- Body:** Formed 18ga steel or .050 aluminum body.
- Acrylic:** Acrylic is UL-94 HB Flame Class rated.
- Finish:** Highly durable oven cured no VOC premium powder coat.
- Custom:** Contact factory for custom lengths and lamping.
- Surge Protection:** External surge protector provided as standard.
- LED Driver:** Powered by 350mA driver.
Driver mounted in 4" square by 2 1/8" deep junction box:
Steel City #52171 or equivalent (supplied by others)



SAMPLE CATALOG NUMBER:				
GL-4550-	E5-	W-	NSN-	A
MODEL NO.	LAMPING	ACRYLIC	FINISH	OPTION(S)
GL-4550 W in 7 3/4" mm 195 H in 12" mm 305 D in 4" mm 100	E0. 1LED30 E5. 1LED35 E4. 1LED40	Standard: W. White Opal Optional: S. Satin White Acrylic is UL-94 HB Flame Class rated.	Standard: Powder Coat BLK- Black BL- Blue GR- Gray LG- Light Gray BE- Beige PAB- Antique Brass PA- Painted Aluminum PTC- Painted Copper WH- White DBZ- Dark Bronze NSN- New Satin Nickel BRN- Brown RD- Red CH- Champagne RG- Reed Green SG- Sungold GM- Gun Metal POR- Oil Rubbed Bronze PG- Pine Green DO- Deep Orange PV- Purple Violet NB- Navy Blue Textured Powder TLV- Light Verdigris TWH- Textured White TBL- Textured Black TS- Textured Silver TBZ- Textured Bronze TST- Stone	A. No Options EL. Emergency LED Must be remotely mounted in a controlled environment with an area temperature range of 32°-131°F. Specify 120 or 277 voltage

All dimensions are nominal.

Light Source Definition

Lamp	LED	CRI	Board Lumens	Kelvin
1LED30	13W	80	1895	3000
1LED35	13W	80	1895	3500
1LED40	13W	80	1895	4000

Universal Voltage unless otherwise specified.

