

# PIER

## Indoor ADA Sconce



9777 Reavis Park Drive  
St. Louis, MO 63123  
800.331.2425 or 314.631.6000

sales@glighting.com www.glighting.com

### GENERAL SPECIFICATION

**LED:** High efficiency mid-power LEDs.

**LED Dimming:** Standard 0-10V 1% dimming driver.

**Mounting:** Driver mounted in 4" square by 2 1/8" deep junction box. Steel City #52171 or equivalent (supplied by others). Must be mounted in a controlled environment with an area temperature range of 32°-131°F.


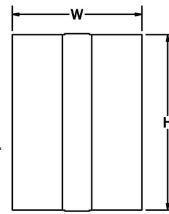
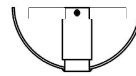
**Body:** Formed 18ga steel or .050 aluminum body.

**Surge Protection:** External surge protector provided as standard.

**Acrylic:** UL-94 HB Flame Class rated.

**Standard Finishes:** Highly durable oven cured no VOC premium powder coat.

**Custom:** Contact factory for custom lamping, acrylic, or sizing.



SAMPLE CATALOG NUMBER:				
GL-4575-	E5-	W-	NSN-	A
MODEL NO.	LAMPING	ACRYLIC	FINISH	OPTION(S)
<b>GL-4575</b> W in 7 7/8" mm 200 H in 10 7/8" mm 277 D in 4" mm 102	<b>E0.</b> 1LED30 <b>E5.</b> 1LED35 <b>E4.</b> 1LED40	<b>Standard:</b> <b>W.</b> White Opal <b>Optional:</b> <b>S.</b> Satin White  Acrylic is UL-94 HB Flame Class rated.	<b>Standard:</b> Powder Coat <b>BLK-</b> Black <b>BL-</b> Blue <b>GR-</b> Gray <b>LG-</b> Light Gray <b>BE-</b> Beige <b>PAB-</b> Antique Brass <b>PA-</b> Painted Aluminum <b>PTC-</b> Painted Copper <b>WH-</b> White <b>DBZ-</b> Dark Bronze <b>NSN-</b> New Satin Nickel <b>BRN-</b> Brown <b>RD-</b> Red <b>CH-</b> Champagne <b>RG-</b> Reed Green <b>SG-</b> Sungold <b>GM-</b> Gun Metal <b>POR-</b> Oil Rubbed Bronze <b>PG-</b> Pine Green <b>DO-</b> Deep Orange <b>PV-</b> Purple Violet <b>NB-</b> Navy Blue  <b>Textured Powder</b> <b>TLV-</b> Light Verdigris <b>TWH-</b> Textured White <b>TBL-</b> Textured Black <b>TS-</b> Textured Silver <b>TBZ-</b> Textured Bronze <b>TST-</b> Stone	<b>A.</b> No Options <b>B.</b> Top White Perforated Diffuser Top perforated diffuser painted white. <b>C.</b> Bottom White Perforated Diffuser Bottom perforated diffuser painted white. <b>EL.</b> Emergency LED Remote mount up to 5' from lamps in controlled environment with an area temperature of 32°-131°F. LED only. Specify 120 or 277 voltage.

All dimensions are nominal.

### Light Source Definition

Lamp	LED	CRI	Rated Life Hrs	Board Lumens	Kelvin
1LED30	11W	80	50000	1855	3000
1LED35	11W	80	50000	1855	3500
1LED40	11W	80	50000	1855	4000

Universal Voltage unless otherwise specified.