

# ADAGIO

## Indoor Surface Mount



9777 Reavis Park Drive  
St. Louis, MO 63123  
800.331.2425 or 314.631.6000

sales@glighting.com www.glighting.com

### GENERAL SPECIFICATION

**LED:** High efficiency +90CRI mid-power LEDs are field serviceable. Universal voltage.


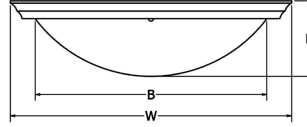
**LED Dimming:** Standard 1% 0-10V dimming with LED lamping option.



**Body:** GL-3000-3003 ring spun in 18ga steel or .050 aluminum.

**Acrylic:** Seamless acrylic is UL-94 HB Flame Class rated.

**Finish:** Highly durable oven cured no VOC premium powder coat.

**Surge Protection:** External surge protector provided as standard.



SAMPLE CATALOG NUMBER: GL-3002-				
MODEL NO.	LAMPING	ACRYLIC	FINISH	OPTION(S)
<b>GL-3000</b> B in 18" mm 457 10 lbs W in 23 1/4" mm 686 5 kg D in 7 5/8" mm 229	<b>IN3.3MED</b> <b>L30. 3LED30</b> <b>L35. 3LED35</b> <b>L34. 3LED40</b>	<b>Standard:</b> S. Satin White  <b>Optional:</b> W. White Opal	<b>Standard:</b> Powder Coat BLK-Black BL-Blue GR-Gray LG-Light Gray BE-Beige PAB-Antique Brass PA-Painted Aluminum PTC-Painted Copper WH-White DBZ-Dark Bronze NSN-New Satin Nickel BRN-Brown RD-Red CH-Champagne RG-Reed Green SG-Sungold GM-Gun Metal POR-Oil Rubbed Bronze PG-Pine Green DO-Deep Orange PV-Purple Violet NB-Navy Blue	<b>A. No Options</b> <b>F1. Add Finial</b>  <b>F2. Add Finial</b> 
<b>GL-3001</b> B in 24" mm 610 17 lbs W in 30 5/8" mm 780 8 kg D in 9" mm 230	<b>IN3.3MED</b> <b>L40. 4LED30</b> <b>L45. 4LED35</b> <b>L44. 4LED40</b>	Acrylic is UL-94 HB Flame Class rated.	Textured Powder TLV-Light Verdigris TWH-Textured White TBL-Textured Black TS-Textured Silver TBZ-Textured Bronze TST-Stone	<b>B. Damp Location</b> Available in powder coat or Satin Aluminum finish.  <b>EL. Emergency LED</b> Remote mount up to 10' from lamping in controlled environment with an area temperature range of 32°-131°F. LED only. Specify 120 or 277 voltage.  Multi-circuiting available upon request.
<b>GL-3002</b> B in 30" mm 762 22 lbs W in 36 1/4" mm 1016 10 kg D in 9 7/8" mm 270	<b>IN6.6MED</b> <b>L40. 4LED30</b> <b>L45. 4LED35</b> <b>L44. 4LED40</b> <b>L60. 6LED30</b> <b>L65. 6LED35</b> <b>L64. 6LED40</b>			
<b>GL-3003</b> B in 38" mm 965 33 lbs W in 44 7/8" mm 1194 15 kg D in 11 5/8" mm 311  38" available in Satin Aluminum and powder coat finish only	<b>IN6.6MED</b> <b>L60. 6LED30</b> <b>L65. 6LED35</b> <b>L64. 6LED40</b> <b>L80. 8LED30</b> <b>L85. 8LED35</b> <b>L84. 8LED40</b>			

Fixtures over 50 lbs require reinforced junction box  
All dimensions are nominal.

### Lamp Definition

Code	Lamp	Type	Lamp Base	Code	Total Wattage	Kelvin	Delivered Lumens	CRI
IN3, IN6	Med	A-19	Medium 120V	L30	39	3000	4211	+90
				L35	39	3500	4211	+90
				L34	39	4000	4211	+90
				L40	52	3000	5074	+90
				L45	52	3500	5074	+90
				L44	52	4000	5074	+90
				L60	78	3000	8063	+90
				L65	78	3500	8063	+90
				L64	78	4000	8063	+90
				L80	105	3000	12035	+90
				L85	105	3500	12035	+90
				L84	105	4000	12035	+90

Contact factory for availability of other lamp configurations.

Universal Voltage unless otherwise specified.