

MANOR

Indoor Surface Mount



9777 Reavis Park Drive
St. Louis, MO 63123
800.331.2425 or 314.631.6000

sales@glighting.com www.glighting.com

GENERAL SPECIFICATION

LED: High efficiency +90CRI mid-power LEDs are field serviceable. Universal voltage.


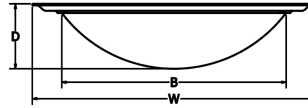
LED Dimming: Standard 1% 0-10V dimming with LED lamping option.



Body: GL-3090-3093 ring spun in 18ga steel or .050 aluminum.

Acrylic: Seamless acrylic is UL-94 HB Flame Class rated.

Finish: Highly durable oven cured no VOC premium powder coat.

Surge Protection: External surge protector provided as standard.



SAMPLE CATALOG NUMBER: GL-3092-		L45-	S-	NSN-	A
MODEL NO.	LAMPING	ACRYLIC	FINISH	OPTION(S)	
GL-3090 14lbs B in 18" mm 460 6 kg W in 26 3/4" mm 680 D in 6 7/8" mm 175	IN3. 3MED L30. 3LED30 L35. 3LED35 L34. 3LED40	Standard: S. Satin White Optional: W. White Opal	Standard: Powder Coat BLK-Black BL-Blue GR-Gray LG-Light Gray BE-Beige PAB-Antique Brass PA-Painted Aluminum PTC-Painted Copper WH-White DBZ-Dark Bronze NSN-New Satin Nickel BRN-Brown RD-Red CH-Champagne RG-Reed Green SG-Sungold GM-Gun Metal POR-Oil Rubbed Bronze PG-Pine Green DO-Deep Orange PV-Purple Violet NB-Navy Blue	A. No Options F1. Add Finial  F2. Add Finial  B. Damp Location Available in powder coat or Satin Aluminum finish. EL. Emergency LED Remote mount up to 10' from lamping in controlled environment with an area temperature range of 32°-131°F. LED only. Specify 120 or 277 voltage. Multi-circuiting available upon request.	
GL-3091 21lbs B in 24" mm 610 10 kg W in 32" mm 810 D in 7 7/8" mm 205	IN3. 3MED L40. 4LED30 L45. 4LED35 L44. 4LED40	Acrylic is UL-94 HB Flame Class rated.			
GL-3092 29lbs B in 30" mm 760 13kg W in 38 1/2" mm 980 D in 8 3/4" mm 220	IN6. 6MED L40. 4LED30 L45. 4LED35 L44. 4LED40 L60. 6LED30 L65. 6LED35 L64. 6LED40				
GL-3093 37lbs B in 38" mm 965 17kg W in 46 1/2" mm 1180 D in 10 1/4" mm 260 38" available in Satin Aluminum and powder coat finish only	IN6. 6MED L60. 6LED30 L65. 6LED35 L64. 6LED40 L80. 8LED30 L85. 8LED35 L84. 8LED40		Textured Powder TLV-Light Verdigris TWH-Textured White TBL-Textured Black TS-Textured Silver TBZ-Textured Bronze TST-Stone		

Fixtures over 50 lbs require reinforced junction box
All dimensions are nominal.

Lamp Definition

Code	Lamp	Type	Lamp Base	Code	Total Wattage	Kelvin	Delivered Lumens	CRI
IN3, IN6	Med	A-19	Medium 120V	L30	39	3000	4211	+90
				L35	39	3500	4211	+90
				L34	39	4000	4211	+90
				L40	52	3000	5074	+90
				L45	52	3500	5074	+90
				L44	52	4000	5074	+90
				L60	78	3000	8063	+90
				L65	78	3500	8063	+90
				L64	78	4000	8063	+90
				L80	105	3000	12035	+90
				L85	105	3500	12035	+90
				L84	105	4000	12035	+90

Universal Voltage unless otherwise specified.
Contact factory for availability of other lamp configurations.