

# SOUTHGATE

## Indoor Pendant

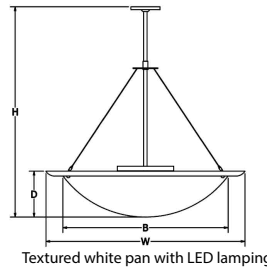








9777 Reavis Park Drive  
St. Louis, MO 63123  
800.331.2425 or 314.631.6000

sales@lighting.com www.lighting.com

### GENERAL SPECIFICATION

- LED:** High efficiency +90CRI mid-power LEDs are field serviceable. Universal voltage.
- LED Dimming:** Standard 1% 0-10V dimming with LED lamping option.
- Body:** Ring spun in 18ga steel or .050 aluminum. Closed body with LED lamping.
- Canopy:** Low profile. May be mounted on flat or sloped ceilings up to 40°.
- Acrylic:** Seamless acrylic is UL-94 HB Flame Class rated.
- Finish:** Highly durable oven cured no VOC premium powder coat.
- Surge Protection:** External surge protector provided as standard.



SAMPLE CATALOG NUMBER:						
MODEL NO.	LAMPING	ACRYLIC	FINISH	HANGER	OPTION(S)	OVERALL HEIGHT
<b>GL-2210</b> 14lbs B in 18" mm 460 6 kg W in 22 1/2" mm 570 D in 6 3/8" mm 160 H in 29" mm 740	<b>IN3. 3MED</b> <b>L50. 5LED30</b> <b>L55. 5LED35</b> <b>L54. 5LED40</b>	<b>Standard:</b> S. Satin White <b>Optional:</b> W. White Opal	<b>Standard:</b> Powder Coat <b>BLK</b> -Black <b>BL</b> -Blue <b>GR</b> -Gray <b>LG</b> -Light Gray <b>BE</b> -Beige <b>PAB</b> -Antique Brass <b>PA</b> -Painted Aluminum <b>PTC</b> -Painted Copper <b>WH</b> -White <b>DBZ</b> -Dark Bronze <b>NSN</b> -New Satin Nickel <b>BRN</b> -Brown <b>RD</b> -Red <b>CH</b> -Champagne <b>RG</b> -Reed Green <b>SG</b> -Sungold <b>GM</b> -Gun Metal <b>POR</b> -Oil Rubbed Bronze <b>PG</b> -Pine Green <b>DO</b> -Deep Orange <b>PV</b> -Purple Violet <b>NB</b> -Navy Blue	<b>1. Stem</b>  <b>2. Cable</b>  <b>3. Arms</b>  <b>4. Stem Cluster</b>  <small>Custom lengths available. For heights longer than standard, additional length will be added to top stem.</small>	<b>A. No Options</b> <b>F1. Add Finial</b>  <b>F2. Add Finial</b>  <b>B. Damp Location</b> Available in powder coat or Satin Aluminum finish. <b>EL. Emergency LED</b> Remote mount up to 10' from lamping in controlled environment with an area temperature range of 32°-131°F. LED only. <b>P. Perforated Top Lens</b> INC only Multi-circuiting available upon request.	Standard overall height shown by model no.  For custom overall height, specify in inches.
<b>GL-2211</b> 21lbs B in 24" mm 610 10 kg W in 30" mm 760 D in 7 3/8" mm 190 H in 34" mm 865	<b>IN3. 3MED</b> <b>L60. 6LED30</b> <b>L65. 6LED35</b> <b>L64. 6LED40</b>	Acrylic is UL-94 HB Flame Class rated.	<b>Textured Powder</b> <b>TLV</b> -Light Verdigris <b>TWH</b> -Textured White <b>TBL</b> -Textured Black <b>TS</b> -Textured Silver <b>TBZ</b> -Textured Bronze <b>TST</b> -Stone			
<b>GL-2212</b> 29lbs B in 30" mm 760 13kg W in 36" mm 915 D in 8 3/8" mm 215 H in 38" mm 965	<b>IN6. 6MED</b> <b>L90. 9LED30</b> <b>L95. 9LED35</b> <b>L94. 9LED40</b>					
<b>GL-2213</b> 37lbs B in 38" mm 965 17kg W in 44" mm 1120 D in 10" mm 255 H in 42" mm 1070	<b>IN6. 6MED</b> <b>L120. 12LED30</b> <b>L125. 12LED35</b> <b>L124. 12LED40</b>  38" available in Satin Aluminum and powder coat finish only					

Fixtures over 50 lbs require reinforced junction box  
All dimensions are nominal.

### Lamp Definition

Code	Lamp	Type	Lamp Base	Code	Total Wattage	Kelvin	Delivered Lumens	CRI
IN3, IN6	Med	A-19	Medium 120V	L60	78	3000	10544	+90
				L65	78	3500	10544	+90
				L64	78	4000	10544	+90
				L90	118	3000	16400	+90
				L95	118	3500	16400	+90
				L94	118	4000	16400	+90
				L120	157	3000	21794	+90
				L125	157	3500	21794	+90
				L124	157	4000	21794	+90

Universal Voltage unless otherwise specified.  
Contact factory for availability of other lamp configurations.