

# BABYLON

## Indoor Pendant



9777 Reavis Park Drive

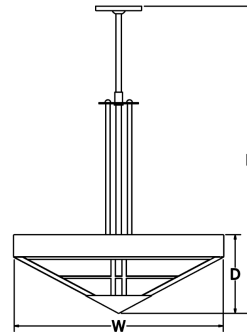
St. Louis, MO 63123





800.331.2425 or 314.631.6000

sales@glighting.com www.glighting.com

### GENERAL SPECIFICATION

- LED:** High efficiency +90CRI mid-power LEDs are field serviceable.
- LED Dimming:** 1% 0-10V dimming standard with LED lamping option.
- Body:** Body formed with 18ga steel.
- Canopy:** Low profile. Mounted on flat or sloped ceilings up to 40°.
- Acrylic:** UL-94 HB Flame Class rated.
- Modifications:** Consult factory for lamping, cluster, or sizing options.
- Finish:** Highly durable oven cured no VOC premium powder coat.
- Surge Protection:** External surge protector provided as standard.



SAMPLE CATALOG NUMBER:						
GL-2602-		L125-		W-	NSN-	1-
MODEL NO.		LAMPING		ACRYLIC	FINISH	HANGER
<b>GL-2600</b> 21lbs W in 24" mm 610 10kg D in 9" mm 225 H in 36" mm 915		<b>L60. 6LED30</b> <b>IN4. 4MED</b> <b>L65. 6LED35</b> <b>L64. 6LED40</b>		Standard: W. White Opal  Optional: S. Satin White	Standard: Powder Coat BLK-Black BL-Blue GR-Gray LG-Light Gray BE-Beige PAB-Antique Brass PA-Painted Aluminum PTC-Painted Copper WH-White DBZ-Dark Bronze NSN-New Satin Nickel BRN-Brown RD-Red CH-Champagne RG-Reed Green SG-Sungold GM-Gun Metal POR-Oil Rubbed Bronze PG-Pine Green DO-Deep Orange PV-Purple Violet NB-Navy Blue	1. Stem 
<b>GL-2601</b> 28lbs W in 30" mm 760 13kg D in 10 1/2" mm 265 H in 40" mm 1020		<b>L80. 8LED30</b> <b>IN4. 4MED</b> <b>L85. 8LED35</b> <b>L84. 8LED40</b>		Acrylic is UL-94 HB Flame Class rated.	Textured Powder TLV-Light Verdigris TWH-Textured White TBL-Textured Black TS-Textured Silver TBZ-Textured Bronze TST-Stone	2. Cable 
<b>GL-2602</b> 37lbs W in 36" mm 915 17kg D in 12 1/8" mm 310 H in 45" mm 1140		<b>L120. 12LED30</b> <b>IN4. 4MED</b> <b>L125. 12LED35</b> <b>IN6. 6MED</b> <b>L124. 12LED40</b>				3. Arms 
<b>GL-2603</b> 52lbs W in 46" mm 1170 24kg D in 14 3/4" mm 375 H in 50" mm 1270		<b>L120. 12LED30</b> <b>IN6. 6MED</b> <b>L125. 12LED35</b> <b>IN8. 8MED</b> <b>L124. 12LED40</b>				4. Stem Cluster 
Option(S) A. No Options B. Damp Location Available in powder coat finish. EL. Emergency LED Remote mount up to 10' from lamping in controlled environment with an area temperature range of 32°-131°F. LED only. Specify 120 or 277 voltage. W. White Opal Top Lens INC only C. Clear Top Lens INC only P. Perforated Top Lens INC only						
OVERALL HEIGHT Standard overall height shown by model no. For custom overall height, specify in inches.						

Fixtures over 50 lbs require reinforced junction box  
All dimensions are nominal.

### Light Source Definition

Code	Total Wattage	Kelvin	Board Lumens	CRI	Code	Lamp	Type	Lamp Base
L60	65	3000	11370	+90	IN4, IN6, IN8	Med	A-19	Medium 120V
L65	65	3500	11370	+90				
L64	65	4000	11370	+90				
L80	105	3000	15160	+90				
L85	105	3500	15160	+90				
L84	105	4000	15160	+90				
L120	157	3000	22740	+90				
L125	157	3500	22740	+90				
L124	157	4000	22740	+90				

Universal Voltage unless otherwise specified.  
Contact factory for availability of other lamp configurations.