

FRONTIER II

Closed Acrylic Interior Surface Mount

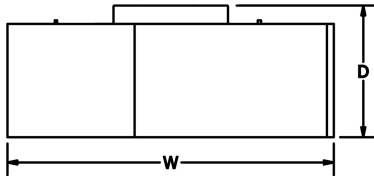
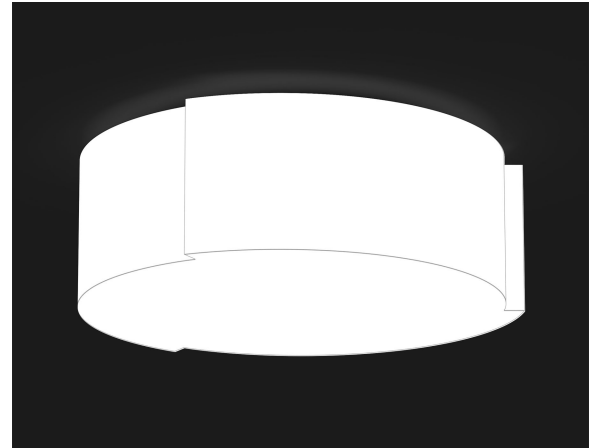


9777 Reavis Park Drive
St. Louis, MO 63123
800.331.2425 or 314.631.6000

sales@glighting.com www.glighting.com

GENERAL SPECIFICATION


- LED:** High efficiency +90CRI mid-power LEDs are field serviceable.
- LED Dimming:** 1% 0-10V dimming standard with LED lamping option.
- Acrylic:** One-piece acrylic lens. Standard top and bottom satin white with all acrylic options.
- Finish:** Highly durable oven cured no VOC premium powder coat. Fixture painted textured white.
- Modifications:** Consult factory for lamping options.
- Surge Protection:** External surge protector provided as standard.




SAMPLE CATALOG NUMBER: GL-3507-		L55-	S-	A-
MODEL NO.		LAMPING	ACRYLIC	OPTIONS
GL-3507	W 24" in 660 mm 8lbs D 9 3/4" in 250 mm 4.5kg Fixture Painted Textured White	L50. 5LED30 L55. 5LED35 L54. 5LED40	Standard: S Satin White Optional: WL White Linen JT Jute Linen Acrylic is UL-94 HB Flame Class rated.	A. No Options EL. Emergency LED Must be remotely mounted in a controlled environment with an area temperature range of 32°-131°F. LED only. Specify 120 or 277 voltage.
GL-3508	W 30" in 950 mm 12lbs D 11 3/4" in 300 mm 5.5kg Fixture Painted Textured White			

All Dimensions are nominal.


Acrylic Lens



Satin White



White Linen



Jute Linen

Standard white satin bottom diffuser with all acrylic options.

Light Source Definition

Code	Total Wattage	Delivered Lumens	Kelvin	CRI
L50	65W	7467	3000	+90
L55	65W	7467	3500	+90
L54	65W	7467	4000	+90

Universal Voltage unless otherwise specified.
Contact factory for availability of other lamp configurations.